



Enzymatic synthesis of optically active 1- and 2-aminoalkanephosphonates[☆]

Chengye Yuan,^{*} Chengfu Xu and Yonghui Zhang

Shanghai Institute of Organic Chemistry, Chinese Academy of Science 345 Lingling Lu, Shanghai 200032, People's Republic of China

Received 22 January 2003; revised 20 May 2003; accepted 17 June 2003

Abstract—A number of 1- and 2-aminoalkanephosphonates were resolved with high enantioselectivity by *Candida antarctica* lipase B-catalyzed acetylation. By this method, optically pure aminoalkanephosphonates and amidoalkanephosphonates, the precursors of the corresponding aminoalkanephosphonic acids, were synthesized.
© 2003 Elsevier Ltd. All rights reserved.

1. Introduction

Chiral aminoalkanephosphonates have received considerable attention due to their negligible mammalian toxicity and close chemical resemblance to amino acids, which makes them extremely important as antimetabolites.¹ They also serve as key substrates in the synthesis of phosphonopeptides.^{1a} Surprisingly, however, there are only a few reports regarding the asymmetric synthesis of aminoalkanephosphonic acids.²

Biocatalytic resolution of racemic molecules has attracted the interest of synthetic chemists for several decades.³ Lipases, the most commonly used enzymes in organic synthesis, have been utilized in the resolution of racemic amines via aminolysis and transesterification.⁴ To the best of our knowledge, however, there are still no reports concerning the lipase-catalyzed resolution of aminoalkanephosphonates.

Recently we have developed the *Candida antarctica* lipase B (CALB)- and *Candida rugosa* lipase (CRL)-catalyzed resolution of hydroxyalkanephosphonates.⁵ Now we wish to report that CALB can serve as an effective catalyst in the enantioselective acetylation of aminoalkanephosphonates using ethyl acetate or ethyl 1-methoxyacetate as acylating reagent.

[☆] Studies on organophosphorus compounds 127.

Keywords: aminoalkanephosphonate; *Candida antarctica* lipase B; acetylation; kinetic resolution.

^{*} Corresponding author. Tel.: +86-21-6416-3300; fax: +86-21-6416-6128; e-mail: yuancy@mail.sioc.ac.cn

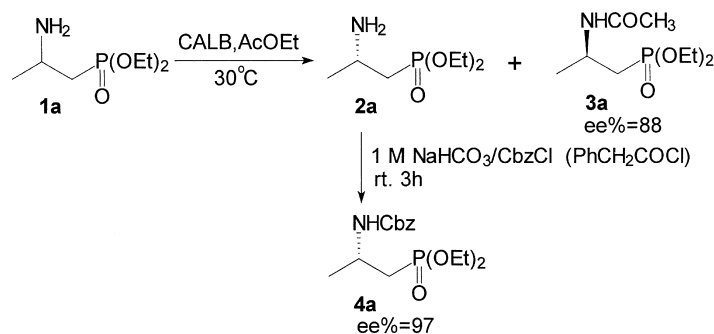
2. Results and discussion

In our previous study, vinyl acetate was chosen as the acylating reagent for the enzymatic resolution of hydroxyalkanephosphonates.⁵ Because of their stronger nucleophilicity, aminoalkanephosphonates, however, reacted with vinyl acetate even in the absence of CALB to give the corresponding amides. Ethyl acetate was therefore used as both the acylating reagent and the solvent to resolve diethyl 2-aminopropylphosphonate (**1a**) (Scheme 1). To determine the enantiomeric value of the amine, diethyl 2-aminopropylphosphonate **2a** was converted to its benzyloxy-carbamate derivative **4a**.⁶

As shown in Scheme 1, CALB-catalyzed acylation of **1a** using ethyl acetate as an acetylating reagent led to optically enriched **2a** and **3a** with ee values of 97 and 88% respectively. Under the same conditions, however, the enantioselectivity of the resolution of diisopropyl 2-aminopropylphosphonate was very low (Table 1). To improve the enantioselectivity, different solvents were examined⁷ (Table 1). It was found that diisopropyl ether was the best reaction medium not only for **1c** but also for other 2-aminoalkanephosphonates' substrates (Scheme 2).

The configuration of the resulting 2-aminoalkanephosphonates (**2**) was assigned as *S* based on the optical rotation of (*S*)-2-aminopropanephosphonic acid derived from **2a**^{2a} (Scheme 3).

The results in Table 2 indicated that vinyl-substituted **1g** was not a suitable substrate, and almost no conversion was observed. According to the general trends observed for CALB-catalyzed resolution,⁹ in most cases, the medium group (R¹) should not be too large for good selectivity. Here, when ethyl is R¹ the enantioselectivity is moderate, but the



Scheme 1.

Table 1. Effect of solvent on catalytic acetylation by CALB

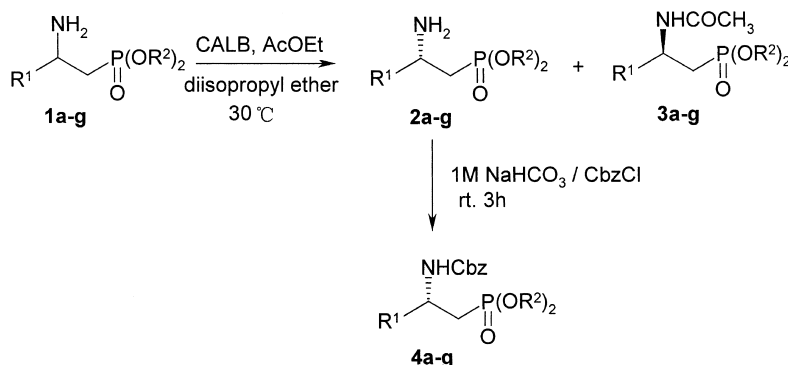
Substrate	Time (days)	Acylating reagent	Solvent	Ratio ^a	ee%		<i>E</i> ^b
					2 ^c	3 ^d	
	3	Ethyl acetate	Diisopropyl ether	1:4	70	100	>200
			1,4-Dioxane		47	100	>200
			<i>n</i> -Hexane		58	100	>200
			Ethyl acetate		54	64	8

^a Ratio of the acylating reagent to the solvent.

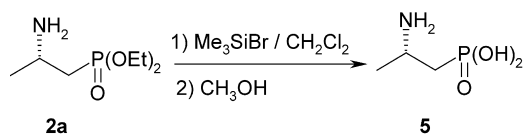
^b The enantiomeric ratio, $E = \ln[(1-c)(1-ees)]/\ln[(1-c)(1+ees)] = \ln[1-c(1+eep)]/\ln[1-c(1-ee)]$; $c = ees/(ees + eep)$.⁸

^c The ee values were determined by the chiral HPLC of their derivatives 4c.

^d The ee values were determined by the chiral HPLC.



Scheme 2.



Scheme 3.

enantioselectivity dropped dramatically in the case of R¹ being the vinyl group. This selectivity is quite different from those of the corresponding 2-hydroxyalkanephosphonates.^{5a}

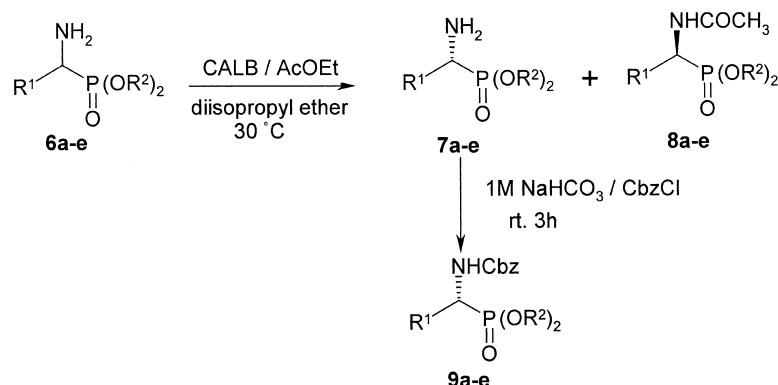
We then turned to the resolution of 1-aminoalkanephosphonates that are the precursors of 1-aminoalkanephosphonic

Table 2. CALB catalyzed enantioselective acetylation of 2-aminoalkanephosphonates

Entry	Substrate	R ¹	R ²	Time (days)	2		3		<i>E</i>
					Yield (%)	ee (%) ^a	Yield (%)	ee (%) ^b	
1	1a	Me	Et	5	40	99.5	54	78	64
2	1b	Me	<i>n</i> -Pr	5	41	100	53	76	>80
3	1c	Me	<i>i</i> -Pr	7	40	100	55	72	>70
4	1d	Et	Et	7	44	64	42	79	16
5	1e	Et	<i>n</i> -Pr	10	41	56	40	74	12
6	1f	Et	<i>i</i> -Pr	10	43	26	41	41	<5
7	1g	Vinyl	Et	1	0	0	>90	0	0

^a The ee values were determined by the chiral HPLC of their derivative 4.

^b The ee values were determined by the chiral HPLC.



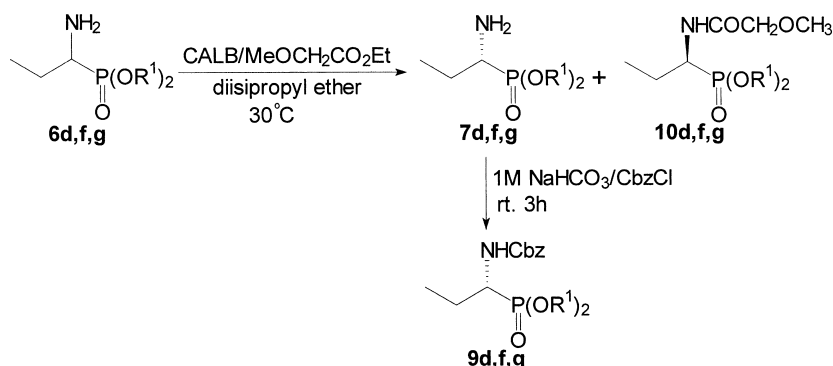
Scheme 4.

Table 3. CALB-catalyzed enantioselective acetylation of 1-aminoalkanephosphonates

Entry	Substrate	R ¹	R ²	Time (days)	7		8		<i>E</i>
					Yield (%)	ee (%) ^a	Yield (%)	ee (%) ^b	
1	6a	Me	Et	5	41	99.7	48	90	>100
2	6b	Me	<i>n</i> -Pr	5	42	90	42	98	>200
3	6c	Me	<i>i</i> -Pr	5	44	96	43	98	>200
4	6d	Et	Et	5	73	18	10	100	>200
5	6e	CF ₃	Et	5	No reaction				

^a The ee values were determined by the chiral HPLC of their derivatives **9**.

^b The ee values were determined by the chiral HPLC of **8**.



Scheme 5.

acids, an important class of potentially bioactive compounds (Scheme 4). The results are listed in Table 3.

Because of the low reactivity of ethyl acetate toward substrate **6d**, we selected ethyl 1-methoxyacetate¹⁰ as the

Table 4. CALB catalyzed enantioselective acetylation of 1-aminopropylphosphonates

Entry	Substrate	R ¹	Time (days)	7		10		<i>E</i>
				Yield (%)	ee (%) ^a	Yield (%)	ee (%) ^b	
1	6d	Et	5	40	98	54	– ^c	–
2	6f	<i>n</i> -Pr	5	41	91	53	70	17
3	6g	<i>i</i> -Pr	5	39	64	52	50	6

^a The ee values were determined by the chiral HPLC of their derivative **9**.

^b The ee values were determined by the chiral HPLC of **10**.

^c **10d** can not be determined by chiral HPLC.

acyl group to resolve these compounds (Scheme 5) with satisfactory results (Table 4).

It should be pointed out that the preparation of optically active 1-amino-2,2,2-trifluoroethanephosphonates by this methodology was unsuccessful even with the prolonged of reaction time.

That (*S*)-1- and (*R*)-2-aminoalkanephosphonates were preferentially acetylated under catalysis by CALB is in accordance with the general rule⁹ predicted for CALB catalyzed resolutions (Fig. 1).

3. Conclusion

In conclusion, a number of 1- and 2-aminoalkanephosphonates have been successfully resolved by a CALB-catalyzed acetylation process. The high enantioselectivities

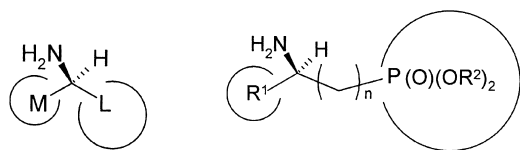


Figure 1. Configuration of the preferential enantiomer of aminoalkylphosphonate acetylation catalyzed by CALB.

achieved in these reactions as well as the simplicity of the procedure makes this strategy a useful alternative for the preparation of optically pure aminoalkanephosphonates.

4. Experimental

4.1. General methods

IR spectra were recorded on a Shimadzu IR-440 spectrometer. EI mass spectra (MS) were run on a HP-5989A mass spectrometer. ^1H NMR spectra were recorded on a Bruker AMX-330 (300 MHz) spectrometer in CDCl_3 and chemical shifts were reported in ppm downfield relative to TMS (internal standard).

CALB (Novozym 435) is a gift from the Novo Nordisk Co. Solvents used for enzymatic reactions were dried by standard methods and stored over 4 Å sieves before use.

4.2. General procedure for the preparation of 1- or 2-aminoalkylphosphonates¹¹

A solution of Ph_3P (3.14 g, 12 mmol) in CH_2Cl_2 (20 mL) was added dropwise with stirring and external cooling to a solution of DEAD (2.09 g, 12 mmol) in CH_2Cl_2 (5 mL) at -5°C . The mixture was cooled to -10°C and a solution of HN_3 in CHCl_3 (10 mL)¹² was added dropwise. After stirring for 5 min at 0°C , the 1- or 2-hydroxyalkanephosphonate⁵ (10 mmol) was added. The mixture was kept for 30 min at 0°C , and stirring was then continued for 24 h at rt. The white precipitate was filtered off, and the filtrate was evaporated under reduced pressure. The residue was extracted with *n*-hexane (3×50 mL). The combined extracts were evaporated in vacuum. The oily residue was dissolved in benzene (15 mL) and Ph_3P (2.75 g, 10.5 mmol) was added in one portion to the solution. After stirring 2 h at rt, water (1.8 mL, 0.1 mol) was added, and the mixture was heated for 4.5 h at 50 – 55°C . The reaction mixture was cooled to rt and extracted with aq. HCl (3×5 mL). The combined acid extracts were washed with ethyl acetate (3×15 mL). The acid phase was neutralized to pH=8–9 with Na_2CO_3 and then extracted with ethyl acetate (3×15 mL). The combined organics were washed with brine (3×25 mL) then dried over Na_2SO_4 and evaporated in vacuum to furnish the product.

4.3. General procedure for CALB-catalyzed acetylation of aminoalkane phosphonates

To the aminoalkanephosphonate (100 mg) in diisopropyl ether (2.4 mL) and ethyl acetate (0.6 mL) was added CALB (35 mg). The reaction mixture was kept at 30°C . When the reaction proceeded to a certain conversion rate, the enzyme was filtered, and washed with ethyl acetate (10 mL). The

volatiles were removed under reduced pressure and the residue was subjected to flash chromatography to furnish almost pure aminoalkanephosphonates and their acetamides.

The aminoalkylphosphonates **6d**, **6g**, **6h** (100 mg) were dissolved in diisopropyl ether (1.0 mL) and ethyl 1-methoxyacetate (0.2 mL).

4.3.1. (S)-Diethyl 2-aminopropanephosphonate (2a).¹³

Colourless oil; $[\alpha]_D^{20}=+6.6$ (*c* 0.70, CH_3OH); ν_{max} (liquid film) 3436, 2984, 2911, 1226, 1053, 1026, 966 cm^{-1} ; δ_{H} (300 MHz, CDCl_3) 4.92–4.05 (4H, m, OCH_2CH_3), 3.43–3.40 (1H, m, CHNH_2), 2.07–1.79 (2H, m, $\text{CH}_2\text{P}(\text{O})$), 1.38–1.31 (6H, m, OCH_2CH_3), 1.23–1.19 (3H, m, NH_2CHCH_3); *m/z* (EI) 195 (9, M^+), 177 (5), 154 (5), 117 (6), 89 (20), 69 (27), 45 (29), 44 (100%).

4.3.2. (R)-Diethyl 2-acetylaminopropanephosphonate (3a).

Colourless oil; $[\alpha]_D^{20}=+12.0$ (*c* 0.70, CH_3OH); ν_{max} (liquid film) 3437, 3280, 2984, 2936, 1656, 1553, 1232, 1053, 1027, 967 cm^{-1} ; δ_{H} (300 MHz, CDCl_3) 6.53 (1H, d, *J*=6.9 Hz, NH), 4.43–4.32 (1H, m, CHNH), 4.20–4.09 (4H, m, OCH_2CH_3), 2.08–2.01 (2H, m, $\text{CH}_2\text{P}(\text{O})$), 2.00 (3H, s, COCH_3), 1.39–1.28 (9H, m, OCH_2CH_3 , NH_2CHCH_3); *m/z* (EI) 238 (100, M^++1), 194 (34), 180 (24), 179 (18), 152 (34), 125 (21), 123 (22), 43 (27%); HRMS (EI): M^+ , found: 237.1115. $\text{C}_9\text{H}_{20}\text{NO}_4\text{P}$ requires 237.1130.

4.3.3. (S)-Diethyl 2-benzyloxycarbonylamino propanephosphonate (4a).

colorless oil; [Found: C, 54.66; H, 7.58; N, 4.14. $\text{C}_{15}\text{H}_{24}\text{NO}_5\text{P}$ requires C, 54.71; H, 7.35; N, 4.25%] $[\alpha]_D^{20}=+3.0$ (*c* 0.60, CH_3OH); ν_{max} (liquid film) 3271, 3065, 2982, 2910, 1719, 1537, 1255, 1055, 1028, 963 cm^{-1} ; δ_{H} (300 MHz, CDCl_3) 7.38–7.30 (5H, m, C_6H_5), 5.52 (1H, d, *J*=6.3 Hz, NH), 5.10 (2H, s, OCH_2Ph), 4.17–4.03 (5H, m, OCH_2CH_3 , NHCHCH_3), 2.12–1.97 (2H, m, $\text{CH}_2\text{P}(\text{O})$), 1.35–1.25 (9H, m, OCH_2CH_3 , CHCH_3); *m/z* (EI) 329 (14, M^+), 270 (3), 222 (78), 194 (17), 152 (26), 125 (20), 91 (100), 65 (11), 57 (17%).

4.3.4. (S)-Dipropyl 2-aminopropanephosphonate (2b).

Colourless oil; $[\alpha]_D^{20}+10.9$ (*c* 1.60, CH_3OH); ν_{max} (liquid film) 3367, 2968, 2881, 1236, 1068, 994, 904 cm^{-1} ; δ_{H} (300 MHz, CDCl_3) 4.06–3.94 (4H, m, $\text{OCH}_2\text{CH}_2\text{CH}_3$), 3.42–3.37 (1H, m, CHNH₂), 1.96–1.81 (2H, m, $\text{CH}_2\text{P}(\text{O})$), 1.79–1.64 (4H, m, $\text{OCH}_2\text{CH}_2\text{CH}_3$), 1.20 (3H, dd, *J*=6.3, 2.1 Hz, NH_2CHCH_3), 0.97 (6H, m, $\text{OCH}_2\text{CH}_2\text{CH}_3$); *m/z* (EI) 223 (2, M^+), 208 (23), 167 (27), 139 (53), 125 (26), 124 (45), 97 (100), 57 (57), 44 (29%); HRMS (EI): M^+ , found: 223.1360. $\text{C}_9\text{H}_{22}\text{NO}_3\text{P}$ requires 223.1337.

4.3.5. (R)-Dipropyl 2-acetylaminopropanephosphonate (3b).

Colourless oil; [Found: C, 50.08; H, 9.16; N, 5.31. $\text{C}_{11}\text{H}_{24}\text{NO}_4\text{P}$ requires C, 49.80; H, 9.12; N, 5.28%] $[\alpha]_D^{20}=+12.5$ (*c* 1.10, CH_3OH); ν_{max} (liquid film) 3284, 2972, 2939, 2882, 1674, 1550, 1236, 1067, 998 cm^{-1} ; δ_{H} (300 MHz, CDCl_3) 6.55 (1H, d, *J*=7.5 Hz, NH), 4.39–4.30 (1H, m, CHNH), 4.06–3.94 (4H, m, $\text{OCH}_2\text{CH}_2\text{CH}_3$), 2.06–1.98 (2H, dq, *J*=18.0, 5.4 Hz, $\text{CH}_2\text{P}(\text{O})$), 1.96 (3H, s, COCH_3), 1.76–1.63 (4H, m, $\text{OCH}_2\text{CH}_2\text{CH}_3$), 1.32 (3H, d, *J*=6.6 Hz, NHCHCH_3), 0.99–0.93 (6H, dt, *J*=7.8, 3.3 Hz,

OCH₂CH₂CH₃); *m/z* (EI) 265 (8, M⁺), 222 (62), 208 (51), 166 (29), 139 (88), 124 (28), 123 (54), 97 (100), 43 (52%).

4.3.6. (S)-Dipropyl 2-benzyloxycarbonylamino propane-phosphonate (4b). Colourless oil; [Found: C, 56.95; H, 8.01; N, 3.76. C₁₇H₂₈NO₅P requires C, 57.13; H, 7.90; N, 3.92%] [α]_D²⁰=+3.0 (*c* 1.40, CH₃OH); ν_{\max} (liquid film) 3271, 3036, 2971, 2881, 1720, 1537, 1256, 1066, 1041, 998 cm⁻¹; δ_{H} (300 MHz, CDCl₃) 7.37–7.29 (5H, m, C₆H₅), 5.46 (1H, d, *J*=4.3 Hz, NH), 5.08 (2H, s, OCH₂Ph), 4.13–3.92 (5H, m, OCH₂CH₂CH₃, NHCH₂CH₃), 2.10–1.97 (2H, m, CH₂P(O)), 1.71–1.60 (4H, m, OCH₂CH₂CH₃), 1.33 (3H, d, *J*=6.9 Hz, NHCH₂CH₃), 0.97–0.91 (6H, dt, *J*=7.5, 3.6 Hz, OCH₂CH₂CH₃); *m/z* (EI) 357 (100, M⁺), 298 (4), 251 (5), 222 (7), 180 (7), 167 (5), 138 (7), 92 (8), 65 (9%).

4.3.7. (S)-Diisopropyl 2-aminopropanephosphonate (2c). Colourless oil; [Found: C, 48.66; H, 9.65; N, 6.35. C₉H₂₂NO₃P requires C, 48.42; H, 9.93; N, 6.27%]; [α]_D²⁰=+6.6 (*c* 1.25, CH₃OH); ν_{\max} (liquid film) 3368, 2980, 2935, 1386, 1236, 1009, 983 cm⁻¹; δ_{H} (300 MHz, CDCl₃) 4.90–4.83 (2H, m, OCH(CH₃)₂), 4.56–3.41 (1H, m, CHNH₂), 2.17–2.07 (2H, m, CH₂P(O)), 1.50 (12H, dd, *J*=6.0, 2.1 Hz, OCH(CH₃)₂), 1.32 (3H, dd, *J*=6.6, 1.5 Hz, NH₂CHCH₃); *m/z* (EI) 223 (9, M⁺), 208 (11), 180 (29), 166 (37), 138 (62), 124 (83), 96 (100), 80 (27), 57 (37), 44 (54%).

4.3.8. (R)-Diisopropyl 2-acetylaminopropanephosphonate (3c). Colourless oil; [α]_D²⁰=+16.4 (*c* 1.05, CH₃OH); ν_{\max} (liquid film) 3419, 3282, 2980, 2936, 1657, 1553, 1367, 1230, 1011, 988 cm⁻¹; δ_{H} (300 MHz, CDCl₃) 6.53 (1H, d, *J*=6.6 Hz, NH), 4.78–4.62 (2H, m, OCH(CH₃)₂), 4.40–4.26 (1H, m, CHNH₂), 1.99–1.91 (2H, m, CH₂P(O)), 1.97 (3H, s, COCH₃), 1.35–1.30 (15H, m, OCH(CH₃)₂, NHCH₂CH₃); *m/z* (EI) 265 (21, M⁺), 250 (3), 222 (31), 180 (54), 164 (94), 138 (100), 124 (77), 97 (99), 58 (21), 43 (51%); HRMS (EI): M⁺, found: 265.1451. C₁₁H₂₄NO₄P requires 265.1443.

4.3.9. (S)-Diisopropyl 2-benzyloxycarbonylamino propanephosphonate (4c). Colourless oil; [Found: C, 56.89; H, 8.04; N, 3.69. C₁₇H₂₈NO₅P requires C, 57.13; H, 7.90; N, 3.92%] [α]_D²⁰=+2.6 (*c* 1.45, CH₃OH); ν_{\max} (liquid film) 3270, 3036, 2980, 2935, 2878, 1717, 1538, 1253, 1107, 985 cm⁻¹; δ_{H} (300 MHz, CDCl₃) 7.37–7.28 (5H, m, C₆H₅), 5.49 (1H, d, *J*=2.7 Hz, NH), 5.10 (2H, s, OCH₂Ph), 4.75–4.65 (2H, m, OCH(CH₃)₂), 4.17–4.05 (1H, m, NHCH), 2.10–1.91 (2H, m, CH₂P(O)), 1.35–1.25 (15H, m, OCH(CH₃)₂, CHCH₃); *m/z* (EI) 357 (16, M⁺), 315 (6), 256 (13), 208 (17), 166 (100), 123 (21), 91 (92), 65 (8%).

4.3.10. (S)-Diethyl 2-aminobutanephosphonate (2d).¹³ Colourless oil; [α]_D²⁰=+7.3 (*c* 2.65, CH₃OH); ν_{\max} (liquid film) 3502, 3370, 3300, 2981, 2910, 1240, 1057, 1029, 962 cm⁻¹; δ_{H} (300 MHz, CDCl₃) 4.18–4.07 (4H, m, OCH₂CH₃), 3.14–3.12 (1H, m, CHNH₂), 2.05–1.93 (2H, m, CH₂P(O)), 1.80–1.44 (2H, m, CHCH₂CH₃), 1.37–1.32 (6H, m, OCH₂CH₃), 0.95 (3H, t, *J*=7.5 Hz, CHCH₂CH₃); *m/z* (EI) 209 (1, M⁺), 180 (100), 152 (43), 124 (60), 106 (44), 97 (22), 80 (21), 71 (33), 58 (34), 43 (22%).

4.3.11. (R)-Diethyl 2-acetylaminobutanephosphonate (3d). Colourless oil; [Found: C, 48.02; H, 8.90; N, 5.52.

C₁₀H₂₂NO₄P requires C, 47.80; H, 8.82; N, 5.57%]; [α]_D²⁰=+23.0 (*c* 0.60, CH₃OH); ν_{\max} (liquid film) 3284, 2976, 2912, 1653, 1327, 1229, 1028, 964 cm⁻¹; δ_{H} (300 MHz, CDCl₃) 6.51 (1H, d, *J*=8.4 Hz, NH), 4.23–4.06 (5H, m, OCH₂CH₃, CHNH), 2.19–2.00 (2H, m, CH₂P(O)), 1.98 (3H, s, COCH₃), 1.70–1.64 (2H, m, CHCH₂CH₃), 1.37–1.27 (6H, m, OCH₂CH₃), 0.96–0.90 (3H, m, CHCH₂CH₃); *m/z* (EI) 222 (7, M⁺–29), 180 (100), 152 (40), 137 (15), 125 (14), 124 (30), 106 (14), 97 (12), 55 (9), 43 (23%).

4.3.12. (S)-Diethyl 2-benzyloxycarbonylamino butane-phosphonate (4d). Colourless oil; [Found: C, 55.69; H, 7.85; N, 3.84. C₁₆H₂₆NO₅P requires C, 55.97; H, 7.63; N, 4.08%]; [α]_D²⁰=–2.2 (*c* 1.50, CH₃OH); ν_{\max} (liquid film) 3271, 3036, 2987, 2935, 2879, 1720, 1539, 1244, 1056, 1029, 966 cm⁻¹; δ_{H} (300 MHz, CDCl₃) 7.35–7.28 (5H, m, C₆H₅), 5.44 (1H, d, *J*=35.7 Hz, NH), 5.09 (2H, s, OCH₂Ph), 4.15–4.00 (4H, m, OCH₂CH₃), 3.97–3.80 (1H, m, CHNH), 2.08–1.98 (2H, m, CH₂P(O)), 1.32–1.23 (6H, m, OCH₂CH₃), 0.93 (3H, t, *J*=7.2 Hz, CHCH₂CH₃); *m/z* (EI) 343 (13, M⁺), 314 (9), 270 (41), 236 (42), 208 (9), 180 (30), 152 (11), 137 (11), 91 (100), 65 (7%).

4.3.13. (S)-Dipropyl 2-aminobutanephosphonate (2e). Colourless oil; [α]_D²⁰=+6.4 (*c* 0.50, CH₃OH); ν_{\max} (liquid film): 3372, 2976, 2880, 1240, 1068, 995, 904, 848 cm⁻¹; δ_{H} (300 MHz, CDCl₃) 4.06–3.96 (4H, m, OCH₂CH₃), 3.16–3.11 (1H, m, CHNH₂), 2.06–1.96 (2H, m, CH₂P(O)), 1.82–1.65 (4H, m, OCH₂CH₂CH₃), 1.55–1.43 (2H, m, CHCH₂CH₃), 1.00–0.93 (9H, m, OCH₂CH₂CH₃, CHCH₂CH₃); *m/z* (EI) 238 (5, M⁺+1), 208 (83), 166 (44), 136 (17), 124 (100), 106 (31), 97 (37), 71 (31), 58 (30), 43 (39%); HRMS (EI): M⁺, found: 237.1502. C₁₀H₂₄NO₃P requires 237.1494.

4.3.14. (R)-Dipropyl 2-acetylaminobutanephosphonate (3e). Colourless oil; [α]_D²⁰=+10.0 (*c* 0.75, CH₃OH); ν_{\max} (liquid film) 3439, 3281, 2970, 2881, 1656, 1554, 1228, 1066, 1000, 952, 855 cm⁻¹; δ_{H} (300 MHz, CDCl₃) 6.43 (1H, d, *J*=8.7 Hz, NH), 4.31–4.06 (1H, m, CHNH), 4.03–3.93 (4H, m, OCH₂CH₂CH₃), 2.07–2.00 (2H, m, CH₂P(O)), 1.99 (3H, s, COCH₃), 1.76–1.62 (6H, m, OCH₂CH₂CH₃, CHCH₂CH₃), 0.96–0.90 (9H, m, OCH₂CH₂CH₃, CHCH₂CH₃); *m/z* (EI) 281 (43, M+2⁺), 251 (7), 208 (100), 178 (15), 166 (37), 137 (27), 124 (58), 106 (14), 97 (39), 43 (34%); HRMS (EI): M⁺, found: 279.1627. C₁₂H₂₆NO₄P requires 279.1600.

4.3.15. (S)-Dipropyl 2-benzyloxycarbonylamino butane-phosphonate (4e). Colourless oil; [Found: C, 58.41; H, 8.29; N, 3.59. C₁₈H₃₀NO₅P requires C, 58.21; H, 8.14; N, 3.77%]; [α]_D²⁰=–1.5 (*c* 0.65, CH₃OH); ν_{\max} (liquid film) 3271, 3036, 2969, 2930, 2880, 1721, 1538, 1243, 1068, 998 cm⁻¹; δ_{H} (300 MHz, CDCl₃) 7.36–7.26 (5H, m, C₆H₅), 5.41 (1H, d, *J*=8.1 Hz, NH), 5.09 (2H, s, OCH₂Ph), 4.00–3.90 (5H, m, CHNH, OCH₂CH₂CH₃), 2.09–2.00 (2H, m, CH₂P(O)), 1.74–1.60 (6H, m, OCH₂CH₂CH₃, CHCH₂CH₃), 0.97–0.90 (9H, m, OCH₂CH₂CH₃, CHCH₂CH₃); *m/z* (EI) 371 (12, M⁺), 342 (7), 298 (29), 264 (20), 208 (22), 180 (10), 137 (13), 91 (100), 65 (6%).

4.3.16. (S)-Diisopropyl 2-aminobutanephosphonate (2f). Colourless oil; [α]_D²⁰=+3.3 (*c* 0.70, CH₃OH); ν_{\max} (liquid

film) 3372, 2979, 2935, 2878, 1467, 1386, 1375, 1239, 1010, 984 cm^{-1} ; δ_{H} (300 MHz, CDCl_3) 4.76–4.68 (2H, m, $\text{OCH}(\text{CH}_3)_2$), 3.19–3.00 (1H, m, CHNH_2), 1.96–1.83 (2H, m, $\text{CH}_2\text{P}(\text{O})$), 1.74–1.43 (2H, m, CHCH_2CH_3), 1.33 (12H, dd, $J=6.3$, 1.8 Hz, $\text{OCH}(\text{CH}_3)_2$), 0.94 (3H, t, $J=7.2$ Hz, CHCH_2CH_3); m/z (EI) 238 (100, M^++1), 208 (19), 196 (12), 166 (18), 124 (68), 106 (21), 96 (18), 58 (17%); HRMS (EI): M^+ , found: 237.1486. $\text{C}_{10}\text{H}_{24}\text{NO}_3\text{P}$ requires 237.1494.

4.3.17. (R)-Diisopropyl 2-acetylaminobutanephosphonate (3f). Colourless oil; $[\alpha]_{\text{D}}^{20}=+10.6$ (c 0.70, CH_3OH); ν_{max} (liquid film) 3447, 3284, 2979, 2936, 2879, 1657, 1552, 1386, 1375, 1228, 988 cm^{-1} ; δ_{H} (300 MHz, CDCl_3) 6.50 (1H, d, $J=8.1$ Hz, NH), 4.80–4.61 (2H, m, $\text{OCH}(\text{CH}_3)_2$), 4.22–4.10 (1H, m, CHNH), 2.09–1.91 (2H, m, $\text{CH}_2\text{P}(\text{O})$), 1.98 (3H, s, COCH_3), 1.71–1.61 (2H, m, CHCH_2CH_3), 1.33 (12H, dd, $J=5.1$, 1.2 Hz, $\text{OCH}(\text{CH}_3)_2$), 0.92 (3H, t, $J=7.5$ Hz, CHCH_2CH_3); m/z (EI) 279 (7, M^+), 250 (16), 208 (60), 178 (42), 166 (61), 152 (20), 137 (30), 124 (100), 106 (25), 96 (28), 43 (69%); HRMS (EI): M^+ , found: 279.1614. $\text{C}_{12}\text{H}_{26}\text{NO}_4\text{P}$ requires 279.1600.

4.3.18. (S)-Diisopropyl 2-benzyloxycarbonylamino-butanephosphonate (4f). Colourless oil; [Found: C, 58.01; H, 8.33; N, 3.55. $\text{C}_{18}\text{H}_{30}\text{NO}_5\text{P}$ requires C, 58.21; H, 8.14; N, 3.77%]; $[\alpha]_{\text{D}}^{20}=-1.0$ (c 1.05, CH_3OH); ν_{max} (liquid film) 3271, 3036, 2979, 2939, 2878, 1722, 1538, 1284, 1243, 983 cm^{-1} ; δ_{H} (300 MHz, CDCl_3) 7.38–7.26 (5H, m, C_6H_5), 5.45 (1H, d, $J=7.8$ Hz, NH), 5.10 (2H, s, OCH_2Ph), 4.78–4.61 (2H, m, $\text{OCH}(\text{CH}_3)_2$), 3.97–3.81 (1H, m, CHNH), 2.05–1.81 (2H, m, $\text{CH}_2\text{P}(\text{O})$), 1.76–1.61 (2H, m, CHCH_2CH_3), 1.32–1.24 (12H, m, $\text{OCH}(\text{CH}_3)_2$), 0.93 (3H, t, $J=7.2$ Hz, CHCH_2CH_3); m/z (EI) 371 (10, M^+), 342 (10), 298 (4), 270 (7), 256 (12), 214 (41), 180 (33), 137 (12), 91 (100), 65 (9%).

4.3.19. Diethyl 2-amino-3-butenephosphonate (1g). Colourless oil; ν_{max} (liquid film) 3476, 3369, 2984, 2908, 1393, 1249, 1052, 1027, 966 cm^{-1} ; δ_{H} (300 MHz, CDCl_3) 5.81–5.73 (2H, m, $\text{CH}_2=\text{CH}$), 5.60–5.54 (1H, m, $\text{CH}_2=\text{CH}$), 4.16–4.05 (4H, m, OCH_2CH_3), 3.33–3.29 (1H, m, CHNH_2), 2.63–2.54 (2H, m, $\text{CH}_2\text{P}(\text{O})$), 1.35–1.30 (6H, m, OCH_2CH_3); m/z (EI) 207 (1, M^+), 178 (4), 133 (9), 109 (4), 97 (6), 81 (8), 69 (100), 54 (5), 43 (10%); HRMS (EI): M^+ , found: 207.1030. $\text{C}_8\text{H}_{18}\text{NO}_3\text{P}$ requires 207.1024.

4.3.20. Diethyl 2-acetyl-amino-3-butenephosphonate (3g). Colourless oil; ν_{max} (liquid film) 3427, 3300, 2988, 2936, 1655, 1557, 1234, 1026, 972 cm^{-1} ; δ_{H} (300 MHz, CDCl_3) 6.15 (1H, s, NH), 5.67–5.57 (3H, m, $\text{CH}=\text{CH}_2$), 4.15–4.05 (4H, m, OCH_2CH_3), 3.88–3.83 (1H, m, CHNH), 2.63–2.53 (2H, dd, $J=21.3$, 6.0 Hz, $\text{CH}_2\text{P}(\text{O})$), 1.99 (3H, s, COCH_3), 1.32 (6H, t, $J=6.9$ Hz, OCH_2CH_3); m/z (EI) 249 (6, M^+), 234 (43), 206 (34), 191 (37), 152 (37), 140 (37), 125 (61), 97 (63), 70 (49), 56 (58), 43 (100%); HRMS (EI): M^+ , found: 249.1129. $\text{C}_{12}\text{H}_{26}\text{NO}_4\text{P}$ requires 249.1130.

4.3.21. (S)-2-Aminopropanephosphonic acid (5).^{2a} Colourless oil; $[\alpha]_{\text{D}}^{20}=+3.7$ (c 0.75, 1 M NaOH); ν_{max} (liquid film) 3388, 2988, 1617, 1500, 1181, 1071, 998 cm^{-1} ; δ_{H} (300 MHz, D_2O): 3.50–3.42 (1H, m,

CHCH_3), 1.92–1.81 (2H, m, $\text{CH}_2\text{P}(\text{O})$), 1.24 (3H, d, $J=6.9$ Hz, CHCH_3).

4.3.22. (R)-Diethyl 1-aminoethanephosphonate (7a).¹⁴ Colourless oil; $[\alpha]_{\text{D}}^{20}=-8.0$ (c 1.10, CH_3OH); ν_{max} (liquid film) 3374, 3296, 2982, 2909, 1238, 1058, 1029, 962 cm^{-1} ; δ_{H} (300 MHz, CDCl_3) 4.18–4.13 (4H, m, OCH_2CH_3), 3.20–3.08 (1H, m, CHNH_2), 1.38–1.30 (9H, m, OCH_2CH_3 , CHCH_3); m/z (EI) 181 (1, M^+), 138 (2), 111 (8), 93 (2), 83 (9), 82 (12), 65 (5), 44 (100%).

4.3.23. (S)-Diethyl 1-acetylaminethanephosphonate (8a).¹⁵ Colourless oil; $[\alpha]_{\text{D}}^{20}=+57.2$ (c 1.00, CH_3OH); ν_{max} (liquid film) 3450, 3265, 2985, 2938, 1662, 1547, 1230, 1055, 1025, 970 cm^{-1} ; δ_{H} (300 MHz, CDCl_3) 6.37 (1H, d, $J=8.4$ Hz, NH), 4.57–4.46 (1H, m, CHCH_3), 4.19–4.07 (4H, m, OCH_2CH_3), 2.02 (3H, s, COCH_3), 1.40–1.25 (9H, m, OCH_2CH_3 , CHCH_3); m/z (EI): 223 (1, M^+), 180 (6), 138 (10), 111 (15), 86 (39), 69 (11), 44 (100%).

4.3.24. (R)-Diethyl 1-benzyloxycarbonylaminoethanephosphonate (9a). Colorless oil; [Found: C, 53.35; H, 7.03; N, 4.44. $\text{C}_{14}\text{H}_{22}\text{NO}_5\text{P}$ requires C, 53.33; H, 7.03; N, 4.44%]; $[\alpha]_{\text{D}}^{20}=-22.4$ (c 1.80, CH_3OH); ν_{max} (liquid film) 3239, 3037, 2983, 2937, 2910, 1721, 1541, 1301, 1230, 1044, 1027, 969 cm^{-1} ; δ_{H} (300 MHz, CDCl_3) 7.36–7.33 (5H, m, C_6H_5), 5.16–5.07 (3H, m, NH , OCH_2Ph), 4.17–4.08 (5H, m, OCH_2CH_3 , CHCH_3), 1.43–1.23 (9H, m, OCH_2CH_3 , CHCH_3); m/z (EI): 315 (11, M^+), 262 (1), 228 (5), 178 (10), 134 (22), 109 (7), 91 (100), 65 (8%).

4.3.25. (R)-Dipropyl 1-aminoethanephosphonate (7b). Colorless oil; $[\alpha]_{\text{D}}^{20}=-1.2$ (c 1.00, CH_3OH); ν_{max} (liquid film) 3467, 3377, 2971, 2939, 2881, 1232, 1068, 997 cm^{-1} ; δ_{H} (300 MHz, CDCl_3) 4.07–4.00 (4H, m, $\text{OCH}_2\text{CH}_2\text{CH}_3$), 3.19–3.11 (1H, m, CHNH_2), 1.73–1.65 (4H, m, $\text{OCH}_2\text{CH}_2\text{CH}_3$), 1.34 (3H, q, $J=17.7$, 7.2 Hz, CHCH_3), 0.97 (6H, t, $J=7.5$ Hz, $\text{OCH}_2\text{CH}_2\text{CH}_3$); m/z (EI) 209 (4, M^+), 194 (1), 168 (5), 153 (5), 138 (3), 125 (8), 111 (7), 96 (7), 83 (24), 82 (18), 44 (100%); HRMS (EI): M^+ , found: 209.1158. $\text{C}_8\text{H}_{20}\text{NO}_3\text{P}$ requires 209.1181.

4.3.26. (S)-Dipropyl 1-acetylaminethanephosphonate (8b). Colorless oil; [Found: C, 48.05; H, 8.79; N, 5.37. $\text{C}_{10}\text{H}_{22}\text{NO}_4\text{P}$ requires C, 47.80; H, 8.83; N, 5.57]; $[\alpha]_{\text{D}}^{20}=+56.4$ (c 0.50, CH_3OH); ν_{max} (liquid film) 3467, 3265, 2973, 2940, 1882, 1663, 1548, 1230, 1066, 1005 cm^{-1} ; δ_{H} (300 MHz, CDCl_3) 6.34 (1H, d, $J=9.3$ Hz, NH), 4.56–4.50 (1H, m, CHCH_3), 4.07–3.97 (4H, m, $\text{OCH}_2\text{CH}_2\text{CH}_3$), 2.02 (3H, s, COCH_3), 1.74–1.64 (4H, m, $\text{OCH}_2\text{CH}_2\text{CH}_3$), 1.37 (3H, q, $J=16.8$, 7.5 Hz, CHCH_3), 0.99–0.92 (6H, m, $\text{OCH}_2\text{CH}_2\text{CH}_3$); m/z (EI) 251 (1, M^+), 210 (14), 208 (10), 192 (5), 166 (6), 150 (13), 125 (36), 86 (84), 83 (45), 69 (27), 44 (100%).

4.3.27. (R)-Dipropyl 1-benzyloxycarbonylaminoethanephosphonate (9b). Colourless oil; [Found: C, 55.87; H, 7.90; N, 3.82. $\text{C}_{16}\text{H}_{26}\text{NO}_5\text{P}$ requires C, 55.97; H, 7.63; N, 4.08%]; $[\alpha]_{\text{D}}^{20}=-15.5$ (c 1.20, CH_3OH); ν_{max} (liquid film) 3239, 3037, 2971, 2939, 2881, 1721, 1542, 1253, 1230, 1056, 1002 cm^{-1} ; δ_{H} (300 MHz, CDCl_3) 7.35–7.27 (5H, m, C_6H_5), 5.20–5.11 (3H, m, NH , OCH_2Ph), 4.20–4.09 (1H, m, CHCH_3), 4.13–3.95 (4H, m, $\text{OCH}_2\text{CH}_2\text{CH}_3$), 1.75–1.60

(4H, m, $\text{OCH}_2\text{CH}_2\text{CH}_3$), 1.39 (3H, q, $J=16.2$, 7.2 Hz, CHCH_3), 0.96–0.88 (6H, m, $\text{OCH}_2\text{CH}_2\text{CH}_3$); m/z (EI) 343 (11 M^+), 256 (5), 208 (7), 178 (10), 172 (4), 134 (27), 123 (6), 91 (100), 83 (7), 65 (7%).

4.3.28. (R)-Diisopropyl 1-aminoethanephosphonate (7c).¹⁶ Colourless oil; $[\alpha]_{\text{D}}^{20} = -1.5$ (c 0.85, CH_3OH); ν_{max} (liquid film) 3375, 3296, 2980, 2935, 2876, 1386, 1375, 1238, 1110, 983 cm^{-1} ; δ_{H} (300 MHz, CDCl_3) 4.76–4.70 (2H, m, $\text{OCH}(\text{CH}_3)_2$), 3.07–3.02 (1H, m, CHNH_2), 1.36–1.30 (15H, m, $\text{OCH}(\text{CH}_3)_2$, CHCH_3); m/z (EI) 209 (1 M^+), 194 (5), 152 (8), 124 (11), 110 (19), 96 (35), 82 (16), 70 (43), 44 (100%).

4.3.29. (S)-Diisopropyl 1-acetylaminoethanephosphonate (8c). Colourless oil; [Found: C, 47.53; H, 8.49; N, 5.38. $\text{C}_{10}\text{H}_{22}\text{NO}_4\text{P}$ requires C, 47.80; H, 8.83; N, 5.57]; $[\alpha]_{\text{D}}^{20} = +55.3$ (c 0.55, CH_3OH); ν_{max} (liquid film) 3264, 2983, 293.8, 2876, 2820, 1681, 1551, 1388, 1375, 1228, 985 cm^{-1} ; δ_{H} (300 MHz, CDCl_3) 6.30 (1H, d, $J=6.9$ Hz, NH), 4.74–4.68 (2H, m, $\text{OCH}(\text{CH}_3)_2$), 4.05–4.40 (1H, m, CHCH_3), 2.03 (3H, s, COCH_3), 1.39–1.30 (15H, m, $\text{OCH}(\text{CH}_3)_2$, CHCH_3); m/z (EI) 251 (1, M^+), 210 (3), 192 (2), 166 (8), 150 (26), 124 (52), 109 (11), 86 (36), 82 (20), 69 (18), 44 (100), 43 (64%).

4.3.30. (R)-Diisopropyl 1-benzyloxycarbonylaminoethanephosphonate (9c). Colourless oil; [Found: C, 55.74; H, 7.49; N, 3.93. $\text{C}_{16}\text{H}_{26}\text{NO}_5\text{P}$ requires C, 55.97; H, 7.63; N, 4.08%]; $[\alpha]_{\text{D}}^{20} = -18.9$ (c 0.55, CH_3OH); ν_{max} (liquid film) 3236, 3037, 2981, 2938, 2876, 1721, 1541, 1269, 1251, 1228, 1047, 990 cm^{-1} ; δ_{H} (300 MHz, CDCl_3) 7.36–7.26 (5H, m, C_6H_5), 5.11 (2H, s, OCH_2Ph), 5.03 (1H, d, $J=9.3$ Hz, NH), 4.78–4.61 (2H, m, $\text{OCH}(\text{CH}_3)_2$), 4.13–4.08 (1H, m, CHCH_3), 1.36–1.24 (15H, m, $\text{OCH}(\text{CH}_3)_2$, CHCH_3); m/z (EI) 343 (7, M^+), 301 (4), 256 (5), 242 (3), 208 (7), 178 (10), 166 (7), 134 (24), 124 (23), 91 (100), 82 (5), 65 (7%).

4.3.31. (R)-Diethyl 1-aminopropanephosphonate (7d).¹⁷ Colourless oil; $[\alpha]_{\text{D}}^{20} = -2.7$ (c 1.10, CH_3OH); ν_{max} (liquid film) 3468, 3382, 2982, 2910, 1393, 1231, 1056, 1027, 963 cm^{-1} ; δ_{H} (300 MHz, CDCl_3) 4.22–4.12 (4H, m, OCH_2CH_3), 2.95–2.86 (1H, m, CHNH_2), 1.95–1.85 (1H, m, CHCH_2CH_3), 1.60–1.51 (1H, m, CHCH_2CH_3), 1.36 (6H, t, $J=7.2$ Hz, OCH_2CH_3), 1.90 (3H, t, $J=7.5$ Hz, CHCH_2CH_3); m/z (EI) 195 (1, M^+), 166 (2), 138 (4), 110 (7), 82 (8), 65 (6), 58 (100), 41 (6%).

4.3.32. (S)-Diethyl 1-acetylaminopropanephosphonate (8d). Colourless oil; $[\alpha]_{\text{D}}^{20} = +14.4$ (c 0.50, CH_3OH); ν_{max} (liquid film) 3437, 3265, 2980, 2936, 2879, 1661, 1549, 1234, 1052, 1025, 971 cm^{-1} ; δ_{H} (300 MHz, CDCl_3) 6.22 (1H, d, $J=9.9$ Hz, NH), 4.43–4.43 (1H, m, CHNH), 4.18–4.05 (4H, m, OCH_2CH_3), 2.05 (3H, s, COCH_3), 1.98–1.81 (1H, m, CHCH_2CH_3), 1.67–1.50 (1H, m, CHCH_2CH_3), 1.35–1.25 (6H, m, OCH_2CH_3), 0.99 (3H, t, $J=7.2$ Hz, CHCH_2CH_3); m/z (EI) 237 (1, M^+), 194 (2), 166 (3), 138 (8), 111 (10), 100 (45), 83 (9), 58 (100), 43 (16%); HRMS (EI): M^+ , found: 237.1126. $\text{C}_8\text{H}_{20}\text{NO}_3\text{P}$ requires 237.1130.

4.3.33. (S)-Diethyl 1-benzyloxycarbonylaminoopropanephosphonate (9d). Colourless oil; [Found: C, 54.64; H,

7.35; N, 4.28. $\text{C}_{10}\text{H}_{22}\text{NO}_5\text{P}$ requires C, 54.71; H, 7.35; N, 4.25]; $[\alpha]_{\text{D}}^{20} = -24.7$ (c 0.70, CH_3OH); ν_{max} (liquid film) 3238, 3037, 2979, 2910, 1720, 1541, 1282, 1028, 970 cm^{-1} ; δ_{H} (300 MHz, CDCl_3) 7.36–7.27 (5H, m, C_6H_5), 5.17–5.07 (3H, m, NH , OCH_2Ph), 4.16–3.96 (5H, m, OCH_2CH_3 , CHNH), 1.94–1.87 (1H, m, CHCH_2CH_3), 1.68–1.57 (1H, m, CHCH_2CH_3), 1.63–1.23 (6H, m, OCH_2CH_3), 1.01 (3H, t, $J=7.5$ Hz, CHCH_2CH_3); m/z (EI) 329 (8, M^+), 228 (7), 192 (7), 166 (2), 148 (37), 109 (5), 91 (100), 65 (7%).

4.3.34. (R)-Diethyl 1-(1-methoxy)acetylaminopropanephosphonate (10d). Colourless oil; [Found: C, 44.99; H, 8.12; N, 5.24. $\text{C}_{10}\text{H}_{22}\text{NO}_5\text{P}$ requires C, 44.94; H, 8.30; N, 5.24]; $[\alpha]_{\text{D}}^{20} = +25.1$ (c 0.90, CH_3OH); ν_{max} (liquid film) 3414, 3271, 2980, 2937, 1679, 1525, 1235, 1116, 1050, 1024, 971 cm^{-1} ; δ_{H} (300 MHz, CDCl_3) 6.62 (1H, d, $J=10.2$ Hz, NH), 4.41–4.34 (1H, m, CHNH), 4.19–4.08 (4H, m, OCH_2CH_3), 3.96–3.93 (2H, m, $\text{COCH}_2\text{OCH}_3$), 3.46 (3H, s, OCH_3), 2.01–1.93 (1H, m, CHCH_2CH_3), 1.68–1.61 (1H, m, CHCH_2CH_3), 1.39–1.26 (6H, m, OCH_2CH_3), 1.00 (3H, t, $J=7.5$ Hz, CHCH_2CH_3); m/z (EI) 267 (1, M^+), 222 (4), 194 (5), 166 (9), 130 (100), 122 (7), 105 (17), 70 (45), 58 (13), 45 (70%).

4.3.35. Diethyl 1-amino-2,2,2-trifluoroethanephosphonate (7e).¹⁸ Colourless oil; ν_{max} (liquid film) 3407, 3328, 2989, 2937, 1322, 1262, 1183, 1117, 1054, 1026, 977 cm^{-1} ; δ_{H} (300 MHz, CDCl_3) 4.30–4.20 (4H, m, OCH_2CH_3), 3.59 (1H, dq, $J=19.5$, 8.4 Hz, CHNH_2), 1.37 (6H, dt, $J=7.2$, 0.6 Hz, OCH_2CH_3); m/z (EI) 235 (1, M^+), 138 (22), 120 (11), 111 (20), 106 (100), 82 (20), 79 (38), 59 (18), 44 (18%).

4.3.36. (R)-Dipropyl 1-aminopropanephosphonate (7f). Colourless oil; [Found: C, 48.28; H, 9.63; N, 6.40. $\text{C}_9\text{H}_{22}\text{NO}_3\text{P}$ requires C, 48.42; H, 9.93; N, 6.27]; $[\alpha]_{\text{D}}^{20} = -1.9$ (c 0.65, CH_3OH); ν_{max} (liquid film) 3484, 3379, 3303, 1968, 1939, 2896, 1465, 1236, 1068, 995 cm^{-1} ; δ_{H} (300 MHz, CDCl_3) 4.08–4.00 (4H, m, $\text{OCH}_2\text{CH}_2\text{CH}_3$), 2.93–2.91 (1H, m, CHNH_2), 1.97–1.82 (1H, m, CHCH_2CH_3), 1.75–1.65 (4H, m, $\text{OCH}_2\text{CH}_2\text{CH}_3$), 1.60–1.53 (2H, m, CHCH_2CH_3), 1.08 (3H, t, $J=7.2$ Hz, CHCH_2CH_3), 0.99–0.94 (6H, m, $\text{OCH}_2\text{CH}_2\text{CH}_3$); m/z (EI) 223 (1, M^+), 152 (1), 110 (4), 83 (16), 82 (7), 65 (3), 58 (100), 43 (10%).

4.3.37. (R)-Dipropyl 1-benzyloxycarbonylaminoopropanephosphonate (9f). Colourless oil; [Found: C, 57.07; H, 7.80; N, 3.67. $\text{C}_{17}\text{H}_{28}\text{NO}_5\text{P}$ requires C, 57.13; H, 7.90; N, 3.92]; $[\alpha]_{\text{D}}^{20} = -22.9$ (c 0.80, CH_3OH); ν_{max} (liquid film) 3237, 2970, 2938, 2880, 1721, 1540, 1456, 1282, 1230, 1064, 990 cm^{-1} ; δ_{H} (300 MHz, CDCl_3) 7.37–7.28 (5H, m, C_6H_5), 5.18–5.02 (3H, m, NH , OCH_2Ph), 4.04–3.94 (5H, m, OCH_2CH_3 , CHNH), 1.98–1.83 (1H, m, CHCH_2CH_3), 1.71–1.60 (6H, m, $\text{OCH}_2\text{CH}_2\text{CH}_3$, CHCH_2CH_3), 1.05–0.88 (9H, m, $\text{OCH}_2\text{CH}_2\text{CH}_3$, CHCH_2CH_3); m/z (EI) 357 (8, M^+), 256 (7), 222 (8), 192 (17), 166 (4), 148 (46), 123 (5), 91 (100), 83 (7), 65 (6%).

4.3.38. (S)-Dipropyl 1-(1-methoxy)acetylaminopropanephosphonate (10f). Colourless oil; $[\alpha]_{\text{D}}^{20} = +32.2$ (c 1.30, CH_3OH); ν_{max} (liquid film) 3416, 3268, 2971, 2939, 2881, 1687, 1521, 1239, 1065, 1001 cm^{-1} ; δ_{H} (300 MHz, CDCl_3) 6.62 (1H, d, $J=9.9$ Hz, NH), 4.45–4.32 (1H, m, CHNH),

4.06–3.43 (6H, m, $\text{OCH}_2\text{CH}_2\text{CH}_3$, $\text{COCH}_2\text{OCH}_3$), 3.42 (3H, s, OCH_3), 2.03–1.92 (1H, m, CHCH_2CH_3), 1.74–1.60 (5H, m, $\text{OCH}_2\text{CH}_2\text{CH}_3$, CHCH_2CH_3), 1.02–0.92 (9H, m, $\text{OCH}_2\text{CH}_2\text{CH}_3$, CHCH_2CH_3); m/z (EI) 296 (2, $\text{M}+1^+$), 254 (4), 194 (4), 166 (15), 148 (7), 130 (100), 83 (11), 70 (37), 45 (58%); HRMS (EI): M^+ , found: 295.1560. $\text{C}_{12}\text{H}_{26}\text{NO}_5\text{P}$ requires 295.1549.

4.3.39. (R)-Diisopropyl 1-aminopropanephosphonate (7g).¹⁹ Colourless oil; $[\alpha]_{\text{D}}^{20} = +1.4$ (c 0.85, CH_3OH); ν_{max} (liquid film) 3472, 3306, 2979, 2877, 1375, 1236, 1109, 982 cm^{-1} ; δ_{H} (300 MHz, CDCl_3) 4.76–4.70 (2H, m, $\text{OCH}(\text{CH}_3)_2$), 2.85–2.77 (1H, m, CHNH_2), 1.93–1.81 (1H, m, CHCH_2CH_3), 1.57–1.43 (1H, m, CHCH_2CH_3), 1.33 (12H, d, $J=6.0$ Hz, $\text{OCH}(\text{CH}_3)_2$), 1.07 (3H, t, $J=7.2$ Hz, CHCH_2CH_3); m/z (EI) 223 (1, M^+), 180 (1), 166 (2), 138 (4), 124 (6), 110 (7), 82 (11), 58 (100), 43 (10), 41 (12%).

4.3.40. (R)-Diisopropyl 1-benzyloxycarbonylaminopropanephosphonate (9g). Colourless oil; [Found: C, 56.98; H, 7.83; N, 3.69. $\text{C}_{17}\text{H}_{28}\text{NO}_5\text{P}$ requires C, 57.13; H, 7.90; N, 3.92]; $[\alpha]_{\text{D}}^{20} = -15.6$ (c 0.75, CH_3OH); ν_{max} (liquid film) 3235, 3037, 2979, 2936, 2877, 1721, 1540, 1280, 1246, 1228, 1010, 990 cm^{-1} ; δ_{H} (300 MHz, CDCl_3) 7.37–7.28 (5H, m, C_6H_5), 5.14 (2H, s, OCH_2Ph), 4.99 (1H, d, $J=10.2$ Hz, NH), 4.74–4.64 (2H, m, $\text{OCH}(\text{CH}_3)_2$), 3.98–3.91 (1H, m, CHNH), 1.96–1.87 (1H, m, CHCH_2CH_3), 1.60–1.50 (1H, m, CHCH_2CH_3), 1.33–1.22 (12H, m, $\text{OCH}(\text{CH}_3)_2$), 1.01 (3H, t, $J=7.5$ Hz, CHCH_2CH_3); m/z (EI) 357 (6, M^+), 315 (2), 273 (2), 256 (9), 222 (9), 192 (15), 166 (6), 148 (39), 124 (13), 91 (100), 65 (6), 43 (9%).

4.3.41. (S)-Diisopropyl 1-(1-methoxy)acetylaminopropanephosphonate (10g). Colourless oil; $[\alpha]_{\text{D}}^{20} = +22.8$ (c 2.35, CH_3OH); ν_{max} (liquid film) 3416, 3276, 2980, 2937, 2879, 1682, 1522, 1231, 1109, 989 cm^{-1} ; δ_{H} (300 MHz, CDCl_3) 6.61 (1H, d, $J=10.2$ Hz, NH), 4.76–4.67 (2H, m, $\text{OCH}(\text{CH}_3)_2$), 4.38–4.24 (1H, m, CHNH), 4.02–3.87 (2H, m, $\text{COCH}_2\text{OCH}_3$), 3.44 (3H, s, OCH_3), 2.05–1.90 (1H, m, CHCH_2CH_3), 1.67–1.54 (1H, m, CHCH_2CH_3), 1.35–0.99 (12H, m, $\text{OCH}(\text{CH}_3)_2$), 0.98 (3H, t, $J=7.2$ Hz, CHCH_2CH_3); m/z (EI) 296 (7, M^++1), 254 (5), 194 (18), 166 (20), 130 (100), 124 (21), 102 (7), 82 (11), 70 (43), 45 (65%); HRMS (EI): M^+ , found: 295.1552. $\text{C}_{12}\text{H}_{26}\text{NO}_5\text{P}$ requires 295.1549.

Acknowledgements

This project was supported by the National Natural Science Foundation of China (Grant No. 20272075 and 20072052).

References

- (a) Kafarski, P.; Lejczak, B. *Beitr. Wirkstoffforschung* **1985**, 25, 1–5. (b) Yuan, C. Y.; Qi, Y. M. *Acta Chimi. Sinica* **1986**, 44, 280–287. (c) Yuan, C. Y.; Qi, Y. M. *Synthesis* **1986**, 821–825. (d) Kafarski, P.; Lejczak, B. *Phosphorus Sulfur Silicon Relat. Elem.* **1991**, 63, 193–215.
- (a) Oshikawa, T.; Yamashita, M. *Bull. Chem. Soc.* **1990**, 63, 2728–2730. (b) Yuan, C. Y.; Cui, S. H. *Phosphorus Sulfur Silicon Relat. Elem.* **1991**, 55, 159–164. (c) Yuan, C. Y.; Li, S. S.; Wang, G. Q. *Chin. Chem. Lett.* **1993**, 4, 753–756. (d) Mikolajczyk, M.; Lyzwa, P.; Drabowicz, J.; Wieczorek, M. W.; Blaszczyk, J. *J. Chem. Soc. Chem. Commun.* **1996**, 13, 1503–1504.
- (a) Wong, C. H.; Whitesides, G. M. *Enzymes in Synthetic Organic Chemistry. Tetrahedron Organic Series*; Pergamon: London, 1994; Chapter 2; pp 41–113. (b) Drauz, K.; Waldmann, H. *Enzyme Catalysis in Organic Synthesis*; VCH: Weinheim, 1995; Vol. II. Chapter 11; pp 335–697. (c) Faber, K. *Biotransformations in Organic Chemistry*; 3rd ed. Springer: Beijing, 1997; Chapter 2, pp 23–245.
- (a) Adamczyk, M.; Grote, J. *Tetrahedron: Asymmetry* **1997**, 8, 2099–2100. (b) García, M. J.; Rebolledo, R.; Gotor, V. *Tetrahedron Lett.* **1993**, 34, 6141–6142. (c) Puertas, S.; Rebolledo, R.; Gotor, V. *J. Org. Chem.* **1996**, 61, 6024–6027. (d) Zoete, M. C.; Kock-van Dalen, A. C.; van Rantwijk, F.; Sheldon, R. A. *J. Mol. Catal. B: Enzyme* **1996**, 2, 19–25.
- (a) Zhang, Y. H.; Yuan, C. Y.; Li, Z. Y. *Tetrahedron* **2002**, 58, 2973–2978. (b) Zhang, Y. H.; Li, Z. Y.; Yuan, C. Y. *Tetrahedron Lett.* **2002**, 43, 3247–3249.
- (a) Sanchez, M. V.; Rebolledo, F.; Gotor, V. *Tetrahedron: Asymmetry* **1997**, 8, 37–40. (b) Iglesias, E. L.; Rebolledo, F.; Gotor, V. *Tetrahedron: Asymmetry* **2000**, 11, 1047–1050.
- Wescott, C. R.; Klibanov, A. M. *Biochim. Biophys. Acta Protein Struct. Mol. Enzymol.* **1994**, 1206, 1–9.
- Chen, C. S.; Fujimoto, Y.; Girdaukas, G.; Shi, C. J. *J. Am. Chem. Soc.* **1982**, 104, 7294–7299.
- (a) Orrenius, C.; Oehrner, N.; Rottiui, D.; Mattson, A. *Tetrahedron: Asymmetry* **1995**, 6, 1217–1220. (b) Rotticu, D.; Halfner, F.; Orrenius, C.; Norin, T.; Hult, K. *J. Mol. Catal. B* **1998**, 5, 267–272.
- Balkenhohl, F.; Ditrich, K.; Hauer, B.; Ladner, W. *J. Prakt. Chem./Chem.-Ztg, GE* **1997**, 4, 381–384.
- Gajda, T.; Matusiak, M. *Synth. Commun.* **1992**, 22, 2193–2203.
- Wolef, H. *Organic Reactions*; Wiley: New York, 1947; Vol. 3. Chapter 8, pp 327–329.
- Varlet, J. M. *Synth. Commun.* **1978**, 8, 335–343.
- Kametani, T.; Suzuki, Y.; Kigasawa, K.; Hiiragi, M. *Heterocycles* **1982**, 18, 295–319.
- Kudzin, Z. H.; Luczak, J. *Synthesis* **1995**, 509–511.
- Chakraborty, S. K.; Engel, R. *Synth. Commun.* **1991**, 21(8), 1039–1046.
- Chalmers, M. E.; Kosolapoff, G. M. *J. Am. Chem. Soc.* **1953**, 75, 5278–5280.
- Flynn, G. A.; Beight, D. W.; Bohme, E. H. W.; Metcalf, B. W. *Tetrahedron Lett.* **1985**, 26, 285–288.
- Green, D.; Patel, G.; Elgandy, S.; Baban, J. A.; Skordalakes, E. *Phosphorus Sulfur Silicon Relat. Elem.* **1996**, 109, 533–536.